



District Report Card: 2017


State: Bihar	District: Sheohar
Class: 8	Subject: Language
Schools: 49	Students: 1225


Participation/Coverage


Students

<div>GENDER</div> <div></div>	Boys		Girls	
	Number	%	Number	%
	587	47.92	638	52.08

<div>AREA</div> <div></div>	Rural		Urban	
	Number	%	Number	%
	1177	96.08	48	3.92

<div>CATEGORY</div> <div></div>	SC		ST		OBC		GEN	
	Number	%	Number	%	Number	%	Number	%
	160	13.06	24	1.96	765	62.45	276	22.53

<div>CWSN</div> <div></div>	LD	VI	HI	S&LD	ID	Oth
	1	3	1	3	2	0

<div>Management</div> <div></div>	Government		Government-aided	
	Number	%	Number	%
	1225	100.00	0	0.00

Average Performance of Students in Language (%)

Overall	Gender		Area		Management		Social Group			
	Male	Female	Rural	Urban	Govt.	Aided	SC	ST	OBC	GEN
60.53	61.54	59.60	60.23	67.92	60.53	0.00	55.00	60.56	59.80	65.77

Performance on Learning Outcomes (LOs)

Learning Outcomes	Description	Average Performance(%)
L813	Read textual/non-textual materials with comprehension and identifies the details, characters, main idea and sequence of ideas and events while reading	60.53

Range of Performance of Students who Answered Correctly							
Below 30%		30% - 50%		50% - 75%		Above 75%	
Number	%	Number	%	Number	%	Number	%
150	12.24	259	21.14	465	37.96	351	28.65

Lowest Performing Learning Outcomes (LOs)

1 - Read textual/non-textual materials with comprehension and identifies the details, characters, main idea and sequence of ideas and events while reading (60.53)